

Desktop B&W Multi Function Printer

RICOH SP 210 Series

☑ Copier ☑ Printer ☑ Facsimile ☑ Scanner

RICOH
imagine. change.



SP 210 /
SP 212Nw

22
ppm B/W

SP 210SU /
SP 212SNw

22
ppm B/W

SP 210SF /
SP 212SFNw

22
ppm B/W

Think simple





RICOH Desktop B&W Printer Series

The RICOH SP 210 series combines high productivity with ease of use in a compact package. Compact enough to fit on a desktop, and so quiet that it goes unnoticed, the single function series RICOH SP 210/ SP 212Nw is the ideal A4 black & white printer for small and home offices. A fast print speed, colour scanning and high speed G3 faxing enhance small/home office performance. The multi function series RICOH SP 210SU/ SP 212SNw/ SP 210SF/ SP 212SFNw is extremely easy to operate via the user-friendly 4-line LCD panel and everything can be done from the front of the device. ID card copy is another time-saving feature allowing you to copy both sides of an ID card onto one side of paper. You can also send print data directly from a smart device such as a smartphone or tablet. To top it off, paperless fax reception, manual double-sided printing and a high-yield, all-in-one print cartridge reduce your overall costs.

- Space saving
- Fast: 22 pages per minute
- High resolution: Max 1200 dpi
- ID card copy & colour scanning
- Manual double-sided printing & PCL support



Model Configuration

Printer	3 in 1	4 in 1
 <p>SP 210 : USB Printer SP 212Nw : Network Printer</p>	 <p>SP 210SU 3 in 1 USB Multi-Function</p>  <p>SP 212SNw 3 in 1 Network AOF Multi-Function</p>	 <p>SP 210SF : 4 in 1 USB Multi-Function SP 212SFNw : 4 in 1 Wireless Multi-Function</p>

NEW RICOH SP 210 SERIES

Versatile functions that meet diverse business needs.




Compact enough to fit in small spaces

Thanks to their compact size, these printers can squeeze in anywhere, so you can get the most out of your office space. With their stylish design, they're the perfect fit for today's office décor.



Toner Save Mode cuts printing costs

Toner Save Mode is an effective way to keep printing costs down by printing with less toner than usual. This is convenient when printouts are needed for internal viewing only.



Streamlined paper path keeps jobs printing smoothly

Thanks to Ricoh's advanced MFP technology, these printers have a streamlined paper path that reduces strain on the paper and minimizing paper jams.



Flexible networking (Network & Wireless models)

With Ethernet and Wi-Fi networking models, the SP 210 series is equipped with full connectivity option for your business needs.



Front-opening design makes it easy to replenish paper and perform other everyday operations

These printers are designed to open from the front for toner replacement and paper replenishment. In the unlikely event of a paper jam, you simply open the front panel and remove the jammed paper by hand. Even if the jam is at the back, opening and closing the panel causes the paper to be discharged automatically.



Easy maintenance

This new printer is designed for easy replenishment with Ricoh original toner for easy maintenance and low running cost.

RICOH SP 210SF/ SP 212SFNw/ SP 210SU/ SP 212SNw/ SP 210/ SP 212Nw

MAIN SPECIFICATIONS

		4 in 1		3 in 1		Single Function		
		SP 210SF	SP 212SFNw	SP 210SU	SP 212SNw	SP 210	SP 212Nw	
GENERAL								
Type	Desktop							
Printing speed	Up to 22 ppm							
First print speed	Less than 6 sec (from paper-feed-start to paper-ejection)							
Warm-up time	Less than 25 sec	Less than 27 sec	Less than 25 sec	Less than 27 sec	Less than 25 sec			
Printing resolution	Max. 1200dpi							
Duplex printing	Manual							
Dimension (WxDxH)	402 x 360 x 293 mm		402 x 360 x 252 mm		402 x 360 x 293 mm		402 x 360 x 165 mm	
Weight (with cartridge)	11.1kg or less		9.9kg or less		11.1kg or less		7.2 kg or less	
Input capacity (A4/Letter)	Standard tray	Up to 35 sheets (A4, 80g/2)		N/A		Up to 35 sheets (A4, 80g/2)		
	Bypass tray			N/A		1 sheet		
	ADF			N/A		50 sheets(face down, 70 g/m ²)		
Output capacity (A4/Letter)	Standard tray			N/A		1 sheet (face-up, straight paper path)		
	Face-up tray			N/A		1 sheet (face-up, straight paper path)		
	Standard tray			N/A		A4, Letter, Half letter, B5 (ISO), A5, B6, A6, Executive, 16K, Legal		
	Bypass Tray			N/A		Width: 100mm to 216mm; Length: 148mm to 356mm		
Paper size	ADF	Width:139.7 mm to 215.9 mm; Length:139.7 mm to 355.6 mm		N/A		Width:139.7 mm to 215.9 mm; Length:139.7 mm to 355.6 mm		
Media type	Standard/ Bypass tray	Plain Paper, Recycled Paper		N/A		Plain Paper, Recycled Paper		
	ADF			N/A		Plain Paper, Recycled Paper		
Paper weight	Standard/ Bypass tray			N/A		60 - 105g/m ²		
	ADF			N/A		52 - 105g/m ²		
Power source	220 - 240V, 50/60Hz							
CONTROLLER								
RAM	128MB							
PDL	GDI	PCL6		GDI	PCL6		PCL6	
Fonts	N/A	PCL80		N/A	PCL80		PCL80	
Connectivity	Host Interface	USB2.0	USB2.0, Ethernet 10/100BASE-TX, IEEE 802.11 b/g/n	USB2.0	USB2.0, Ethernet 10/100BASE-TX, IEEE 802.11 b/g/n	High-Speed USB2.0	High-Speed USB2.0, Ethernet 10/100BASE-TX, IEEE 802.11 b/g/n	
	Network Protocol	N/A	TCP/IP	N/A	TCP/IP	N/A	TCP/IP	
	Windows Environment	Windows XP, Windows Vista, Windows 7, Windows 8, Windows 8.1, Windows Server 2003, Windows Server 2003 R2, Windows Server 2008, Windows Server 2008 R2, Windows Server 2012, Windows Server 2012 R2						
TARGET CONSUMABLE YIELD								
Starter toner	Approx. 1,000 pages							
High yield toner	Approx. 2,600 pages							
Condition : 1) ISO/IEC19752 is used to measure the above toner yield. 2) The condition is standard temperature and humidity. 3) This yield number may change depending on the circumstances and printing conditions.								
TARGET PRINT VOLUME & RELIABILITY								
Maximum print volume (Duty)	Less than 20,000 pages/month							
Target print volume	Max 1,000 pages/month, Ave 500 pages/month				Max 1,000 pages/month, Ave 400 pages/month			
Estimated unit life	5 years or 60K prints							
ECOLOGY								
Power requirement	220 - 240V, 50/60Hz							
	900W or less							
Power consumption	Max (Full system)							
	During printing (Full system)	379W	381W	377W	379W	354W	356W	
	Energy saver (Sleep)	3.4W	3.7W	2.6W	3.3W	2.4W	2.6W	
Typical Electricity Consumption (TEC) Value		1,339Wh	1,427Wh	1,306Wh	1,394Wh	N/A	N/A	
SOUND								
Sound pressure Level	Standby/ Energy saving					Less than 16.5dB(A)		
	Printing	Less than 56.5dB(A)		Less than 54.2dB(A)		Less than 56.7dB(A)		
COPIER								
First copy speed	Platen (600 x 600 dpi): Less than 32 sec ADF (600 x 300 dpi): Less than 32 sec							
Maximum Original Size	Platen	Width: 216 mm; Length: 297 mm						
	ADF	Width: 140 to 216 mm; Length: 140 to 356 mm						
Copy speed (A4/ Letter)	Up to 22 cpm							
Multiple copy	Stack	Yes (Up to 99)		N/A		Yes		
	Sort	Yes		N/A		Yes		
Resolution	Max 600 x 600 dpi							
Reduction/ Enlargement	25% - 400% in 1% increments							
Duplex copy	Manual							
Combine copy	ADF model only							
ID card copy	Yes							
SCANNER								
Colour/Mono	Colour							
Resolution (Optical)	From glass	600 x 600 dpi						
	From ADF	600 x 300 dpi						
Grayscale	Yes							
Scanning speed (300dpi) Letter/A4	Monochrome	147 mm/s (300 dpi)/ 36 mm/s (300 dpi)						
	Full colour	49 mm/s (300 dpi)/ 12 mm/s (300 dpi)						
Maximum original size	Platen	A4 (210 x 297 mm)/ Letter (215.9 x 279.4 mm)						
	ADF	Width: 140 to 216 mm; Length: 140 to 356 mm	N/A	Width: 140 to 216 mm; Length: 140 to 356 mm				
TWAIN compliant	TWAIN, WIA							
Scan to USB	Yes							
Scan to Folder	N/A	Yes	N/A	Yes				
Scan to E-mail	N/A	Yes	N/A	Yes				
FAX								
Compatibility	G3							
Coding system compression method	MH / MR / MMR							
Modem speed	33.6k - 2400bps							
Transmission speed	Approx. 3 sec.							
Memory backup	Send: 5 jobs (Max 10 pages by per job) Receive: 50 jobs (Max 100 pages by all jobs)							
Smoothing	Yes							
One touch dial	8 locations							
Speed dial/ Group dial	100 locations							
Automatic redial	Yes							
Dual access	Yes							
Time indicator	Yes (Clock)							
PC Fax	Yes (Send/Receive)							
Contrast control	Density control is available							
TRANSMISSION								
Memory transmission (Receiving)	Up to 100 pages (ITU-T #1 Test Chart)							
Broadcasting	Yes							
Error correction mode	Yes							
Page retransmission	Yes							
TELEPHONE								
Pulse/ Tone selection	Yes							

RICOH
imagine. change.

www.ricoh-ap.com

RICOH ASIA PACIFIC PTE LTD

103 Penang Road #08-01/07, VISIONCREST Commercial, Singapore 238467
Phone: +65 6830 5888, Fax: +65 6830 5830

SP20141015-P02R



All brand and/or product names are trademarks of their respective owners. Specifications and external appearance are subject to change without notice. The colour of the actual product may vary from the colour shown in the brochure. The images in this brochure are not real photographs and slight differences in detail might appear. Copyright © 2013 Ricoh Asia Pacific Pte Ltd. All rights reserved. This brochure, its contents and/or layout may not be modified and/or adapted, copied in part or in whole and/or incorporated into other works without the prior written permission of Ricoh Asia Pacific Pte Ltd.